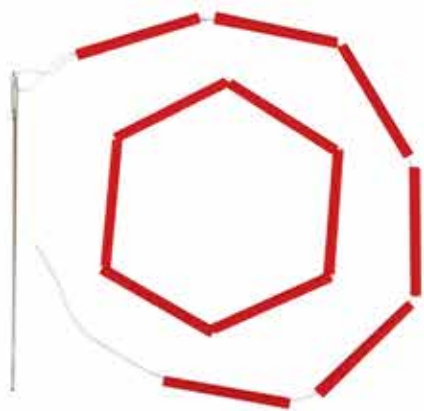
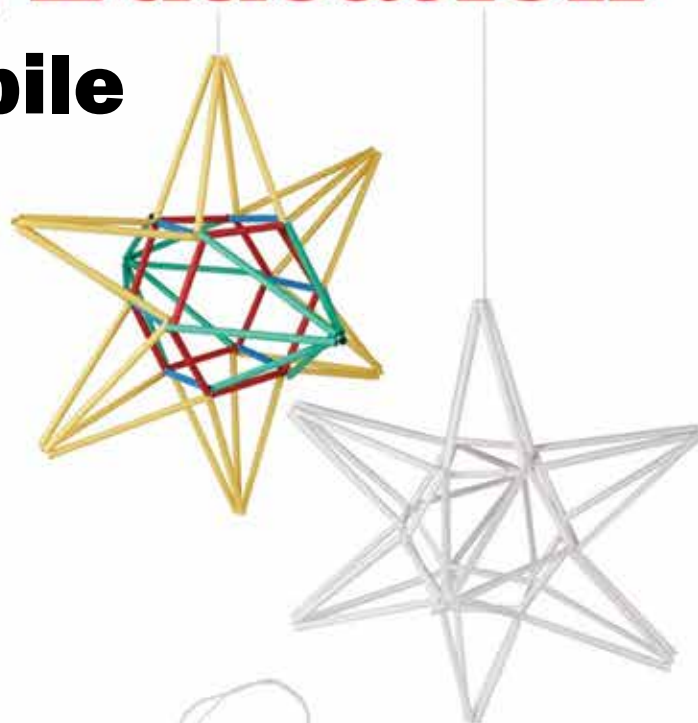


Himmeli Star Mobile

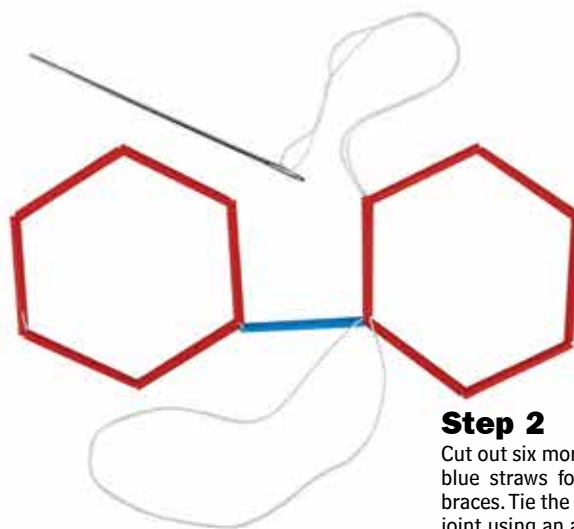
Supplies Needed

- String or Thread
- Weaving Needle
- Paper Artstraws
- Scissors



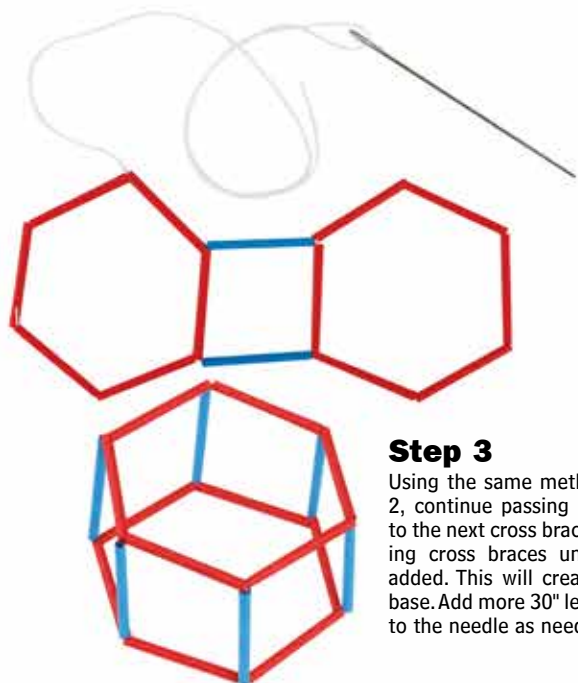
Step 1

Cut 12 pieces of straw (we used red straws for this step; all steps can also be done with plain white straws), each measuring 2". Thread the weaving needle with approximately 30" of string (or thread). String six pieces together to form a hexagon and tie the ends in a knot. Repeat with the second set of six pieces for an identical hexagon.



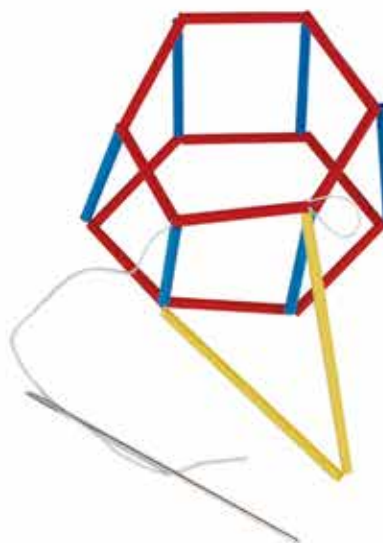
Step 2

Cut out six more 2" pieces of straw (we used blue straws for this step) to use as cross braces. Tie the first cross brace to a hexagon using an additional 30" piece of string. Next, pass the string through to next joint, as shown.



Step 3

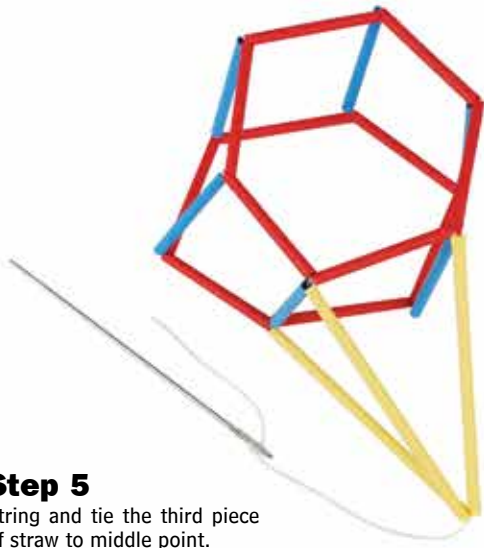
Using the same method as in Step 2, continue passing string through to the next cross brace. Keep stringing cross braces until all six are added. This will create a complete base. Add more 30" lengths of string to the needle as needed.



Step 4

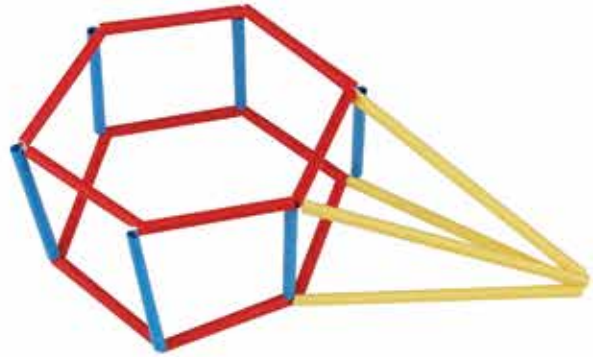
Cut 24 pieces of straw (we used yellow straws for this step), each should measure 4" in length. String two 4" sections and tie them to opposite corners of one of the six sides of the base. Pass the string through to next joint.

United Art & Education®



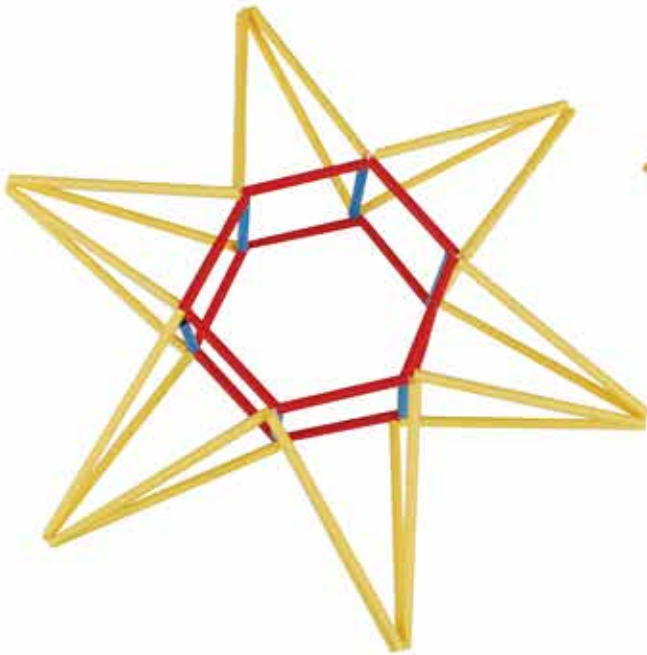
Step 5

String and tie the third piece of straw to middle point.



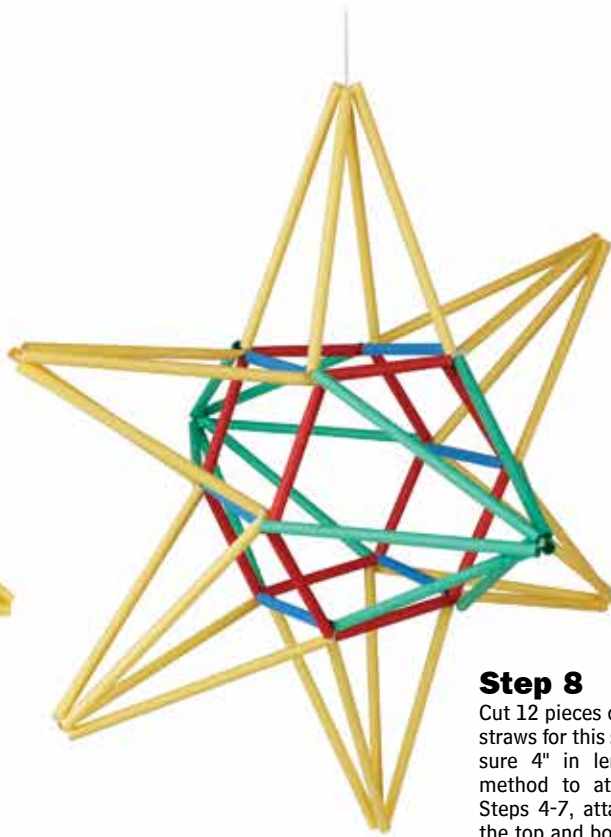
Step 6

String and tie the fourth piece of straw to complete point.



Step 7

Repeat Steps 4-6 with remaining pieces of straw to create the five additional points to the star.



Step 8

Cut 12 pieces of straw (we used green straws for this step), each should measure 4" in length. Using the same method to attach the pieces as in Steps 4-7, attach six straw pieces to the top and bottom of the base to finish the star. Tie a string to one end of the star for hanging.

Himmeli Star Mobile Project Kit

Web Project 71

180-Project Set—A creative project using a blend of art, math and social studies! Enough supplies for 24 students at a time to make up to 180 Himmeli Star Mobile Projects. Complete kit includes one 1800-count box of white or colored Artstraws paper tubes, two 400-yard spools of white cotton thread, 24 each of 5" long weaving needles and an instruction sheet. You will also need scissors to complete the project.

Himmeli Star Kit With White Straws

Item Number - USCPK71A

Himmeli Star Kit With Colored Straws

Item Number - USCPK71B